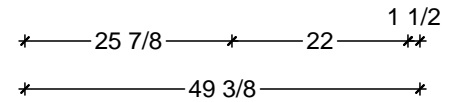
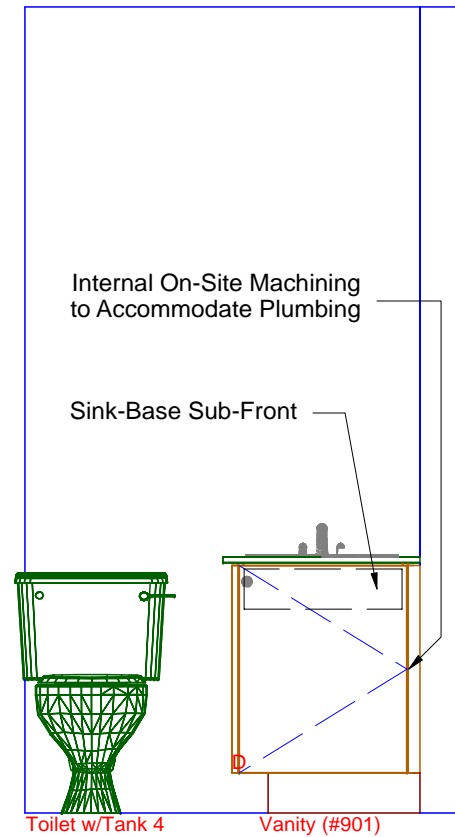
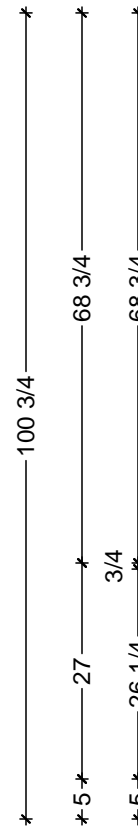


1 BATH-MAID CABINETS FLOOR PLAN
SCALE: 1/2" = 1' 0"



1 BATH-MAID ELEVATION
SCALE: 1/2" = 1' 0"

Classic Bath Designs, Inc.
11544 Sheldon St., Sun Valley, CA 91352
818.767.1144 fax: 818.767.1278



Cust: 1128 Ogden	PO# DWELLING	Scale: As Noted	BATH-Maid #01	Bmd.0
Approved _____	Job: FL-S_POs_PreFIN/PreFIN_IntEB:PreFIN	Size: A	Dr By: Brian 04/02/2015	