

# RGC304, RGC365

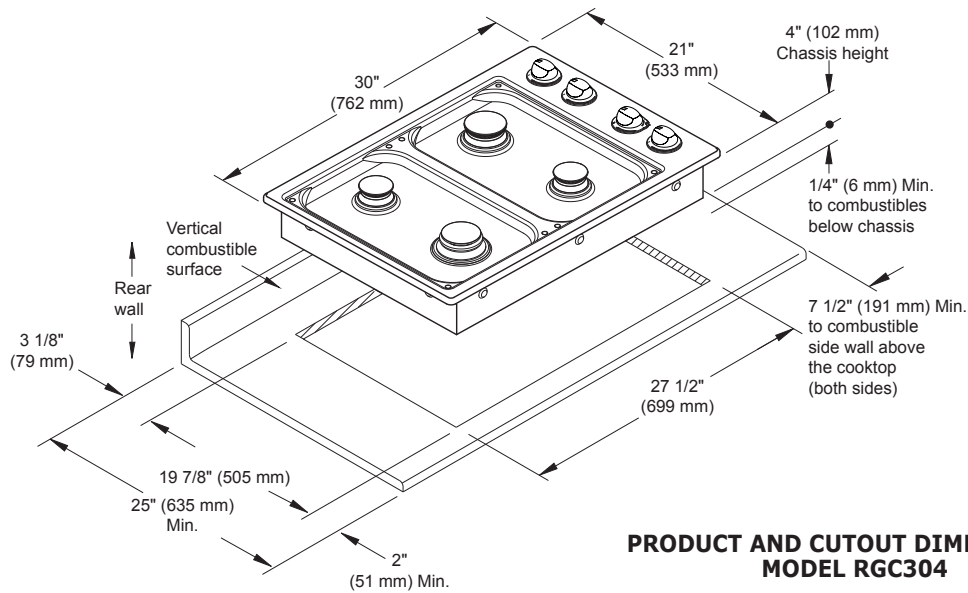
**dacor**  
The Life of the Kitchen.®

Revised  
05/21/08

## 30", 36" Wide, Preference™ Renaissance Gas Cooktops

1/2

## PLANNING GUIDE



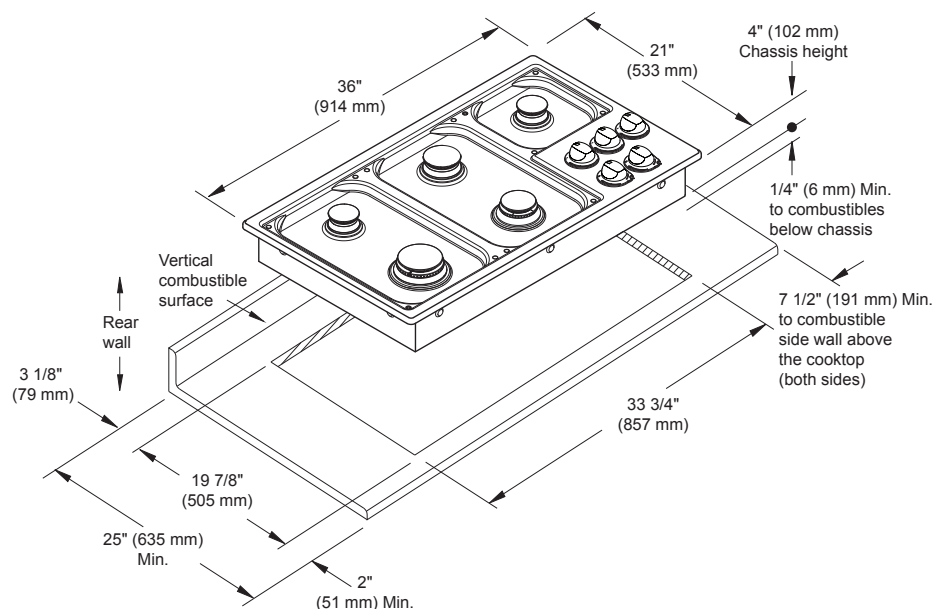
All tolerances +1/16" -0 (+1.6 mm, 0) unless otherwise noted.

**PRODUCT AND CUTOUT DIMENSIONS:  
MODEL RGC304**



### WARNING

1. Observe all governing codes and ordinances during planning and installation. Contact your local building department for further information.
2. This appliance must be installed in accordance with the accompanying installation instructions.



**PRODUCT AND CUTOUT DIMENSIONS:  
MODEL RGC365**

# RGC304, RGC365

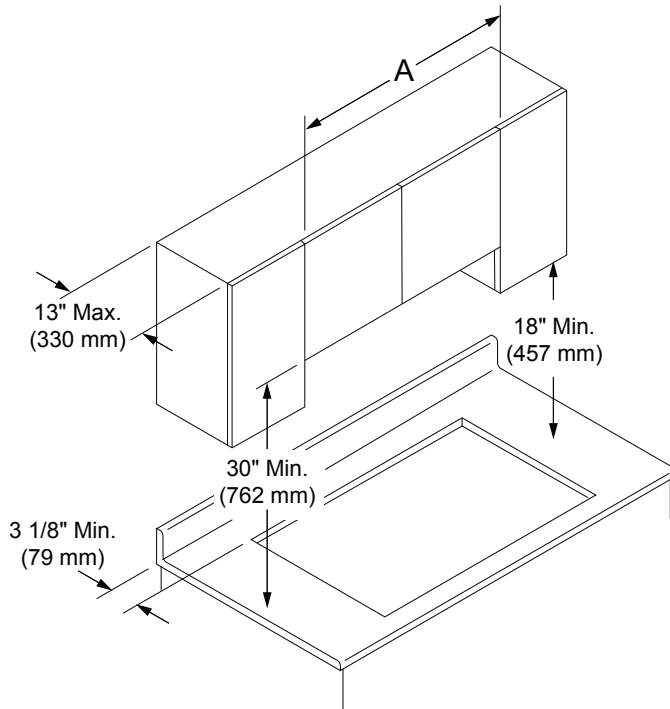
**dacor**  
The Life of the Kitchen.®

Revised  
05/21/08

## 30", 36" Wide, Preference™ Renaissance Gas Cooktops

2/2

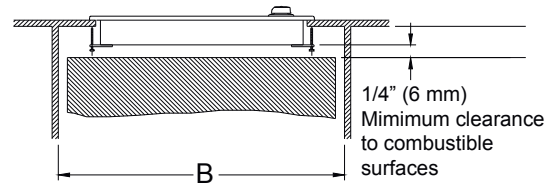
## PLANNING GUIDE



**Clearances to Combustibles**

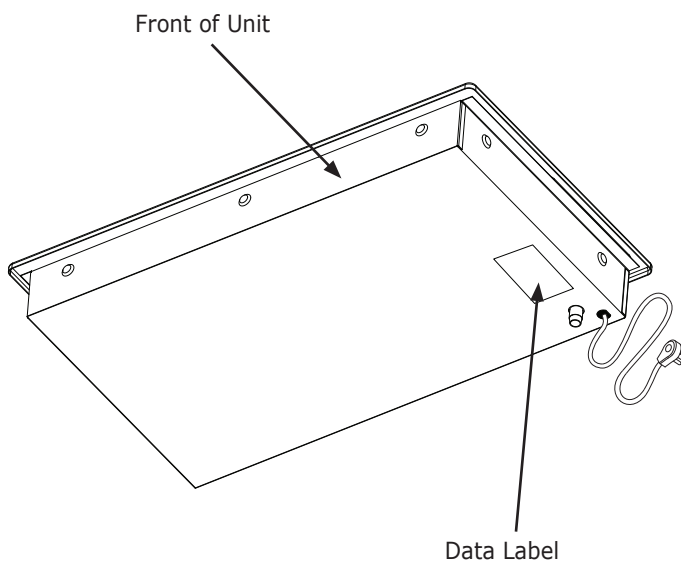
Model	A: Minimum	A: Recommended
RGC304	30" (762 mm)	36" (914 mm)
RGC365	36" (914 mm)	42" (1067 mm)

All tolerances +1/16" -0 (+1.6 mm, 0) unless otherwise noted.



**Under Cabinet Clearances**

Model	B: Minimum
RGC304	29" (737 mm)
RGC365	35 1/4" (895 mm)



	RGC304 RGC365	RGC304LP RGC365LP
Total Connected Load	0.25 Amps (0.03 kW)	0.25 Amps (0.03 kW)
Circuit Requirement	120 Vac, 60 Hz, 15 Amp	120 Vac, 60 Hz, 15 Amp
Gas Type	Natural	LPG
Manifold Pressure	5" Water Column	10" Water Column
Min. Gas Supply Pressure	6" Water Column	11" Water Column
Power Cord Length	40" (1016 mm)	10" (254 mm)

### GAS AND ELECTRICAL REQUIREMENTS\*

\* The data above is for reference only. If the above data does not agree with the product data label, use the data on the product data label.