

Free shipping, 16 years of produce expertise, and more each day! Thanks for shopping the LivingDirect Network.

SALE

SAVE UP TO 25% + FREE SHIPPING*

ENDS MONDAY
* SELECT ITEMS

◀ Shop All Undercounter Kegerators (<http://www.kegerator.com/undercounter-built-in-kegerators>)

EdgeStar

Full Size Dual Tap Built-In Stainless Steel Kegerator Model:KC7000SSTWIN



Overall Rating:

★★★★☆ (4 Reviews)

Hurry, sale ends Monday!

List Price: \$1,865.33

Save: \$466.33 (25% Off)

\$1,399.00

+ FREE Shipping

Add to Cart

♡ Add to Wishlist

Estimated Delivery ⓘ

Fri, Jan 22 - Tue, Jan 26 to Palmdale, CA ✎

Usually Ships Same Business Day

Freight Delivery

[VIEW DELIVERY DETAILS](#)

Talk to a Product Expert

1-866-950-8710



Like

Share

7

Tweet

G+1

1

Description & Highlights

EdgeStar Full Size Dual Tap Built-In Kegerator - Black and Stainless Steel

Serve up cold draft beer in the comfort of your own home using the

Reviews ★★★★★

[Specifications](#)

EdgeStar Full Size Built-In Kegerator (KC7000SSTWIN). Due to its thoughtful design, quality components, and front ventilation, this unit is the perfect addition to your home bar, kitchen, or man cave.

Features



Electronic Control Panel

All of your unit settings, including temperature and interior lighting, are easily adjusted using the electronic control panel with push buttons and digital temperature display.




Forced Air-Cooled Beer Tower

Cold air is directed up to and throughout the beer tower, preventing lost beer from a foaming first pour and ensuring that your brew stays cold from keg to glass.



Forced Air Refrigeration

Due to a powerful forced air refrigeration system, cold air is evenly distributed throughout the



Built-In Capable

Because of its front ventilation, you can build this unit into cabinetry for a seamlessly integrated look or place it under a counter.



LED Interior Lighting

LED interior lighting illuminates your keg(s) and components while consuming less energy and not emitting any heat, so the temperature of your keg(s) will remain uncompromised.



Ice Cold Beer

Whether you prefer a cool stout or an ice cold lager, you'll be able to keep your kegs as cold as you

Manuals

Learning Center

We Give You More



Free Shipping



16 Years of Service



30 Day Returns

Dimensions

Height: 34 3/8"

Width: 23 13/16"

Depth: 25 3/8"

Customers Also Bought



(<http://www.kegerator.com/1842g-kegerator-cleaning-kit/1842G.html>)



Economy Draft Beer Line
Kegerator Cleaning Kit
(<http://www.kegerator.com>)

\$34.99

Add to Cart

View more products


kegerator to maintain your desired temperature, eliminating possible hot spots and guaranteeing the perfect pour with every dispense.



Reversible Door w/ Lock

You have the option of reversing the door swing if you happen to prefer a certain direction or would like the unit to follow the flow of your cabinetry. The integrated door lock provides extra security from unauthorized use.


please using the integrated thermostat that goes as low as 32°F.



Large Interior Capacity

Due to its large interior, this keg refrigerator is the only residential built-in unit that can hold three sixth barrel commercial kegs. It can also fit full size half barrel kegs, oversized beveled edge kegs, pony kegs, slim quarter kegs or up to three sixth barrel kegs.

Premium Beer Components Included



- 1 Stainless Steel Column Dual Faucet Tower
- 2 304 Stainless Steel Faucet (2)
- 3 Domestic "D" System Sankey Coupler (2)
- 4 Commercial Grade Dual-Gauge Regulator

Owners Manuals

You may download a product owner's manual & assembly guide below:

- Download Product Owner's Manual (PDF)
(http://demandware.edgesuite.com/aabh_prd/on/demandware.static/-/Sites-CompactAppliance_Primary/default/dw00709739/pdf/ownersmanuals/edgestar/KC7000SSTWIN.pdf)
- Download Assembly Guide (PDF)
(http://demandware.edgesuite.com/aabh_prd/on/demandware.static/-/Sites-CompactAppliance_Primary/default/dw3c70eb45/pdf/ownersmanuals/edgestar/KC7000SSTWIN_assembly.pdf)
- Get Adobe Acrobat Reader (<http://www.adobe.com/products/acrobat/readstep2.html>)

**Please note, Adobe Acrobat Reader is required to view pdf files



- 5 5ft of 3/16in I.D. NSF Approved Beer Line (2)
- 6 5ft of 5/16in I.D. Vinyl Air Line (2)
- 7 5lb Aluminum CO2 tank (Empty)
- 8 Stainless Steel Drip Tray
- 9 Spanner Faucet Wrench
- 10 Black Tap Handle (2)
- 11 Two-Way Aluminum Air Distributor
- 12 Coupler Washers (2)

Keg Types & Capacities



Oversized Keg

1/2 Barrel (124 pints)



Full-Size Keg

1/2 Barrel (124 pints)



Pony Keg

1/4 Barrel (62 Pints)



Slim-Pony Keg

1/4 Barrel (62 Pints)



Sixth Barrel Keg


1/6 Barrel (42 Pints)




Cornelius Keg

1/6 Barrel (40 Pints)





(1) Oversized Keg



(1) Full-Size Keg



(1) Pony Keg



(1) Slim Quarter Keg



Up to 3 Sixth Barrel Kegs



Up to 3 Cornelius Homebrew Kegs



**(1) Slim Quarter & (1) Sixth Barrel
Keg****(1) Slim Quarter & (1) Cornelius
Keg****Easy 30 Minute Assembly**

Use our easy to follow instruction
guide

(http://demandware.edgesuite.net/aabh_prd/on/demandware.static/Sites-Kegeator-Site/Sites-CompactAppliance_Primary/default/dw4438ea19/pdf/ownersmanuals/edgestar

/KC7000SS_assembly.pdf) or
assembly video to build your
kegerator. The average assembly
time is 30-40 minutes and can be
completed with minimal skill.

* Please keep in mind the co2 tank
comes empty due to HAZMAT shipping
restrictions and will need to be filled at a
local air/gas or welding supplier.

**Recommended Cleaning Kits**

We recommend cleaning your beer lines after every keg or a minimum of
every two weeks. Here are our most popular options:



Kegeator Draft Beer
Line Cleaning Kit
\$34.99

(<http://www.kegerator.com/kegerator-draft->



Kegeator Pump Draft
Beer Line Cleaning
Kit

\$62.99
(<http://www.kegerator.com>



5 Litre Pressurized
Cleaning Kit - D
System

\$159.99
(<http://www.kegerator.com>



beer-line-cleaning-kit/CK100.html)

Our best-selling, easy to use, gravity fed cleaning kit will get the job done.

Add to Cart

/kegerator-pump-draft-beer-line-cleaning-kit/CK200.html)

Pump your dirty beer lines clean with this convenient, pump-style, cleaning setup.

Add to Cart

/5-litre-pressurized-cleaning-kit-d-system/M5-801147-CK.html)

The pressurized kit cleans everything and does not require you to remove the faucet.

Add to Cart

Frequently Asked Questions

Can I build-in this unit undercounter?

Yes. Its front ventilating design allows you to build this unit into undercounter applications.

Do I need anything else?

This setup comes with essentially everything you need to get started. All you'll need to do is get the gas cylinder filled and a keg of your favorite beer.

How many kegs will the co2 tank last?

Once filled, the gas cylinder that is provided will usually last 4-5 full sized kegs or approximately 13-15 sixth barrel kegs.

Where do I get my co2 tank filled?

Co2 is a commonly used commercial gas. You should be able to find a local air/gas or welding supplier to fill your tank.

How long will a keg of beer stay fresh in a kegerator?

Typically domestic kegs can last 6-8 weeks staying under the proper temperature and pressure. Pasteurized beers, usually imported kegs, can last up to 12 weeks.



Other Available Models



EdgeStar Full Size
Triple Tap Built-In
Stainless Steel
Kegerator
\$1,499.00

(<http://www.kegerator.com/edgestar-full-size-triple-tap-built-in-kegerator/KC7000SSTRIP.html>)

EdgeStar Full Size
Built-In Stainless
Steel Kegerator
\$1,299.00

(<http://www.kegerator.com/edgestar-full-size-built-in-kegerator/KC7000SS.html>)

EdgeStar Full Size
Dual Tap Built-In
Outdoor Kegerator
\$1,799.00

(<http://www.kegerator.com/edgestar-full-size-dual-tap-built-in-outdoor-kegerator/KC7000SSODTWIN.html>)

*When empty, it is recommended that you keep the temperature between 35-38°F.

**CALIFORNIA RESIDENTS: Click here for important information regarding Prop. 65 for CA residents.

Specifications

Model: KC7000SSTWIN	EdgeStar Full Size Dual Tap Built-In Kegerator
Brand: EdgeStar	Black cabinet & stainless steel door
Temperature range: 32 - 60°F	One (1) 5 lb. Luxfer CO2 tank
Front ventilation	One (1) dual gauge regulator
Four (4) casters included	Two (2) 304 stainless steel "D" Sankey couplers
Air-cooled beer tower	Two (2) 3/16" ID x 7/16" OD PVC beer lines
NSF approved draft components	Two (2) red air lines
Safety lock	One (1) stainless steel air-cooled dual tap beer tower
Adjustable thermostat	Two (2) 304 stainless steel faucets



Interior LED lighting	Two (2) black tap handles
Reversible door	Professional handle
Reinforced stainless steel floor	120 watts, 1.03 amps
Forced-air refrigeration	Input voltage: 115 V/60 Hz
Drip tray, guard rail, & stainless steel top cover included	Weight: 115 lbs.
Warranty: 1 year with in-home service	Dimensions: 34 3/8" H x 23 13/16" W x 25 3/8" D

Reviews

Summary of Customer Ratings & Reviews - EdgeStar Full Size Dual Tap Built-In Stainless Steel Kegerator

Overall Rating: 



3.8 out of 5

Click on the Best Uses or Filters to refine results

Best Uses

Game Room (1) Garage (1) Home Bar (1) Kitchen (1) Office (1)

(75%) 3 out of 4 customers would recommend this product to a friend.

Filters

Star Rating

Click on the Best Uses or Filters above to refine results

Choose a sort order

Overall Rating:



Anonymous

Location: Rural Northern California

Overall, very happy with this unit!

August 11, 20

This is the first (and hopefully last) kegerator I have owned, so my comments are from the perspective of a rookie. My kegerator was impressively well packaged and arrived with absolutely no damage to it whatsoever. This may seem trivial, but it is nice to see careful attention to packaging detail on a unit this expensive. The fit and finish of the stainless is very nice, and I have gotten very positive comments from all my friends on the look of the unit. I found both the written instructions and the online instructional video to be a little bit lacking, but, between the two, I had no problem assembling the system. Overall, I wouldn't hesitate to purchase this product again.

I especially like the fact that I can fit a third 1/6 keg inside the unit for a back-up (although it is a very tight squeeze). Also, the LED interior light is quite useful for checking on the system status after dark, since I keep mine outside on my covered deck (plus, it looks really cool).

There are, however, a few things I would change about the unit. First, I was surprised to find that the screws provided to attach the handle were round head, when the handle is clearly machined for flat head screws. Also, the screws provided to attach the railing

around the top were not stainless, so they didn't really match the rest of the high-end finish well. I solved both these issues by purchasing flat head SS metric screws for the door handle and using its round head SS screws for the top rail. Now everything matches and looks perfect. This may seem a little picky, but the rest of the fit and finish is so nice, it seems a small thing to provide the right screws to make everything perfect.

I also wish the interior lights timed out after a certain period or that there was some indicator from the outside that they were left on. I once forgot to turn them out and returned several hours later to find my mistake. They are LED, however, so it really isn't an energy usage issue.

The circulation fan is a bit noisy, as others have noted, but this isn't really an issue for me, since I keep mine outside most of the time. The actual temperature, as determined by a glass of water kept inside and an accurate digital thermometer, is a few degrees higher than the set point, and the spread seems to widen a bit in the afternoon, when the temperatures get above the mid-eighties.

One other minor complaint I have (and this is getting really picky) is that, although it is drilled for mounting, there doesn't seem to be any place to attach the two-way CO2 splitter valve assembly. This leaves it dangling down in amongst the beer lines and getting in the way. I will probably drastically shorten the hose between the regulator and the splitter valve to make it more manageable, but it would be great if it could be permanently affixed to the inside somewhere, where it would be out of the way.

My last observation is that the drip pan, although very nice looking, is a bit small for a dual tap unit and lacks any rubber feet to keep it from sliding around. I attached some clear stick-on feet, so it stays nicely in place, but I do wish it was a few inches longer to do a better job of catching beer when friends get greedy and over-fill their glasses.


7 out of 7 found this review helpful

Vote: 7 0

[Report inappropriate content](#)



com/0563keg/share.htm?site=Facebook&url=http
3keg%2FKC7000SSTWIN%2Fedgestar-full-size-
ns%2Freviews.htm%3FreviewID%3D48305916&
LE_&robot=ROBOT_&image=http%3A%2F
rd%2Fon%2Fdemandware.static%2F-%2FSites-
products%2Fthumb%2FKC7000SSTWIN_th.jpg)
563keg/share.htm?site=Twitter&url=http%3A%2F
000563keg%2Fedgestar-full-size-dual-tap-built-
m%3FreviewID%3D48305916&title= TITLE &
robot= ROBOT_&image=http%3A%2F
rd%2Fon%2Fdemandware.static%2F-%2FSites-
products%2Fthumb%2FKC7000SSTWIN_th.jpg)

Overall Rating:


Excellent but depends on where you place it.

November 8, 20


This is my first kegeator. Very nice looking. Excellent instructions to set up. Super EAS
I'm not a mechanical person but I think the instructions to get this set up were among th
best I have seen. Works great. Looks great. I would recommend to someone but I did
only give it 4/5 stars. See below for my commentary:

I was intrigued by the fan design that funnels cold air to the tower to keep that beer in tl
line cold. I like my beer COLD. I mean, REALLY cold. I set mine at 32 F. I did not want t
waste a 1/4 of a class of warm beer as I poured my first glass. This setup works. The fi
few drops are as cold as the next 3 pints. My only semi-complaint is the noise of the fan
The fan comes on at the same time as the compressor for the cooler. I did not expect
such a small fan to be so noisy. It is not bad, just noticeable. Keep in mind, I have this
placed between my fireplace and TV in the living room. I'm serious :) I'm considering
moving it to the garage but have not decided. At 32 F, I suspect the compressor/fan run
about 5-10% of the time. If you like your beer warmer, this will be less of an issue. The
other 90%+ time is totally silent. If you are considering placing this in your kitchen or
living room (like me), I'd opt for one without the fan. If you plan to place this in your gar
room, bar, garage, or outdoor kitchen, this is the kegeator for you! This is ideal for
outdoors since it will keep your tower cool and beer cool on those hot days outside.
Overall I'm very happy with my purchase. kegeator.com was great! Would not hesitate
buy from them again.

13 out of 13 found this review helpful.

Vote: 13 0

Report inappropriate content

Share this review:  ([Overall Rating:](http://reviews.livingdirect.com/0563keg/share.htm?site=Facebook&url=h
%3A%2F%2Freviews.livingdirect.com%2F0563keg%2FKC7000SSTWIN%2Fedgestar-full-si
dual-tap-built-in-stainless-steel-kegeator-reviews%2Freviews.htm%3FreviewID%3D4062645</p></div>
<div data-bbox=)



Beer Good from Tap

May 14, 20

Product Quality:



Compact Appliances - Default%2Fdw22b489f4%2Fproducts%2Fthumb%2FKC7000SSTWIN_th.j
 ([Product Functions As Expected:](http://reviews.livingdirect.com/0563keg/share.htm?site=Twitter&url=http%3A%
%2Freviews.livingdirect.com%2F0563keg%2FKC7000SSTWIN%2Fedgestar-full-size-dual-tap-bu
in-stainless-steel-kegeator-reviews%2Freviews.htm%3FreviewID%3D4062645&title= These</p></div>
<div data-bbox=)



didn't show how to hook up the kegs, hoses, regulators, etc. and I was a bit unsure of
how that all got assembled. I finally figured out you need to go to website and download
the "Assembly Guide"
Compact Appliances%2Fdefault%2Fdw22b489f4%2Fproducts%2Fthumb%2FKC7000SSTWIN_th.jj

Attractive Design:



Keeps the beer cold and fit/finish is nice. Unit seems a bit noisy. I have not built it into a
cabinet yet so I am not sure if the noise will be muffled a bit when this is done.

Installation/Assembly:



Had a couple issues. 1. Was missing a couple of washers for the CO2 line connections
Looks like they provided enough for single tap setup and forgot the extra for double tap
setup. Called them and they said you didn't need them on CO2 - I had already tried tha
but it leaked. 2. One of wheel locks broke the 2nd time I set it. They shipped me the
washers and wheels right away and I had them in a couple days. Customer service wa
friendly, courteous and helpful so no real complaints with these issues.

Easy To Use:



Noise Level:





Wish they would provide option for a dual pressure regulator in lieu of the single regula
with a manifold. Had to spend a full \$100 more to get the dual regulator and now I have
bunch of spare parts I don't know what to do with except throw them in the junk bin.


10 out of 17 found this review helpful

Vote: 10 7

Report inappropriate content

Share this review:  (http://reviews.livingdirect.com/0563keg/share.htm?site=Facebook&url=http://reviews.livingdirect.com/0563keg/0563keg%2FKC7000SSTWIN%2Fedgestar-full-size-dual-tap-built-in-stainless-steel-kegerator-reviews%2Freviews.htm%3FreviewID%3D36645557&title=__TITLE__&robot=ROBOT&image=http%3A%2Fdemandware.edgesuite.net%2Faabh_prd%2Fon%2Fdemandware.static%2F-%2FSites-tAppliance%2Fdefault%2Fdw22b489f4%2Fproducts%2Fthumb%2FKC7000SSTWIN_th.jpg)

Temperature Settings - Cold Enough:  (http://reviews.livingdirect.com/0563keg/0563keg%2FKC7000SSTWIN%2Fedgestar-full-size-dual-tap-built-in-stainless-steel-kegerator-reviews%2Freviews.htm%3FreviewID%3D36645557&title=__TITLE__&robot=ROBOT&image=http%3A%2Fdemandware.edgesuite.net%2Faabh_prd%2Fon%2Fdemandware.static%2F-%2FSites-tAppliance%2Fdefault%2Fdw22b489f4%2Fproducts%2Fthumb%2FKC7000SSTWIN_th.jpg)

Easy To Clean:  (http://reviews.livingdirect.com/0563keg/0563keg%2FKC7000SSTWIN%2Fedgestar-full-size-dual-tap-built-in-stainless-steel-kegerator-reviews%2Freviews.htm%3FreviewID%3D36645557&title=__TITLE__&robot=ROBOT&image=http%3A%2Fdemandware.edgesuite.net%2Faabh_prd%2Fon%2Fdemandware.static%2F-%2FSites-tAppliance%2Fdefault%2Fdw22b489f4%2Fproducts%2Fthumb%2FKC7000SSTWIN_th.jpg)

Philbo (http://reviews.livingdirect.com/0563keg/0563keg%2FKC7000SSTWIN%2Fedgestar-full-size-dual-tap-built-in-stainless-steel-kegerator-reviews%2Freviews.htm%3FreviewID%3D36645557&title=__TITLE__&robot=ROBOT&image=http%3A%2Fdemandware.edgesuite.net%2Faabh_prd%2Fon%2Fdemandware.static%2F-%2FSites-tAppliance%2Fdefault%2Fdw22b489f4%2Fproducts%2Fthumb%2FKC7000SSTWIN_th.jpg)

Location: Philadelphia, PA (http://reviews.livingdirect.com/0563keg/0563keg%2FKC7000SSTWIN%2Fedgestar-full-size-dual-tap-built-in-stainless-steel-kegerator-reviews%2Freviews.htm%3FreviewID%3D36645557&title=__TITLE__&robot=ROBOT&image=http%3A%2Fdemandware.edgesuite.net%2Faabh_prd%2Fon%2Fdemandware.static%2F-%2FSites-tAppliance%2Fdefault%2Fdw22b489f4%2Fproducts%2Fthumb%2FKC7000SSTWIN_th.jpg)

Describe Yourself: I enjoy a cold beer every day

Overall Rating:



Too loud

July 22, 20

Q

Location: LA, CA

Follow up review after several months of ownership.

Good:

Well built, spacious interior, tower cooling works well.

Bad:

Borderline too loud for in home use IMO. As another reviewer said, I suppose it'd be fine outdoors or in your basement rec room. But if it's in the everyday living space (near the for example), when the fan kicks on, you'll know it. EdgeStar/LivingDirect assures me it is "normal", but i still find it too loud for my taste. Perhaps it's inherent in the design of front ventilated refrigerators (fan needs to force air from the back to the front underneath the unit), but by average consumer appliances standards for noise, this thing is over the top. I'm considering trying to swap out the fan for a super quiet PC fan and see if that helps.

Control buttons are all membrane touch buttons, which are not very responsive. Takes several presses to get it to register one press. I'm worried they'll eventually stop responding altogether. All controls are on the inside, so you have to open the door to bump the temp up or down for example...not optimal. Also, inherent in touch buttons is they reset when the power is pulled. My electricity goes down now and then and i discovered the hard way that when the power comes back up, the kegerator remains powered down until you turn it back on...warm beer at a party. User error, but again, different from a standard kegerator/keezer where if it's plugged in, it's cooling.

This thing comes packed very well and seems very well built and thought out. So i was surprised that the top rail doesn't quite fit correctly. I was unable to get all the screws in something is off square. Also, with the casters installed, every floor i've put this thing or one wheel is floating to some degree. Maybe my floors aren't totally level, but i'm suspicious given the problem with the rail. Not a huge deal, but it completely nullifies the effectiveness of the locking wheels when one of them doesn't touch the floor. ^

Overall this sounds like a negative review, but day to day i'm pretty happy with it. The noise is the biggest issue for me...still haven't trained my brain to not hear it. I suppose it's all partly related to cost. I was expecting closer to perfection given the high price.

Report inappropriate content helpful

are this review: [f](http://reviews.livingdirect.com/0563keg/share.htm?site=Facebook&url=http://reviews.livingdirect.com/0563keg%2FKC7000SSTWIN%2Fedgestar-full-size-dual-tap-built-in-stainless-steel-kegerator-reviews%2Freviews.htm%3FreviewID%3D47815192&title=TITLE&robot=ROBOT&image=http%3A%2F) (http://reviews.livingdirect.com/0563keg/share.htm?site=Facebook&url=http://reviews.livingdirect.com/0563keg%2FKC7000SSTWIN%2Fedgestar-full-size-dual-tap-built-in-stainless-steel-kegerator-reviews%2Freviews.htm%3FreviewID%3D47815192&title=TITLE&robot=ROBOT&image=http%3A%2F

%2Fdemandware.edgesuite.net%2Faabh_prd%2Fon%2Fdemandware.static%2F-%2FSites-AtAppliance%2Fdefault%2Fdw_22b489f4%2Fproducts%2Fthumb%2FKC7000SSTWIN_th.jpg)

[t](http://reviews.livingdirect.com/0563keg/share.htm?site=Twitter&url=http://reviews.livingdirect.com/0563keg%2FKC7000SSTWIN%2Fedgestar-full-size-dual-tap-built-in-stainless-steel-kegerator-reviews%2Freviews.htm%3FreviewID%3D47815192&title=TITLE&robot=ROBOT&image=http%3A%2F) (http://reviews.livingdirect.com/0563keg/share.htm?site=Twitter&url=http://reviews.livingdirect.com/0563keg%2FKC7000SSTWIN%2Fedgestar-full-size-dual-tap-built-in-stainless-steel-kegerator-reviews%2Freviews.htm%3FreviewID%3D47815192&title=TITLE&robot=ROBOT&image=http%3A%2F

Learn About Kegerators

Most Watched Videos

Kegerator FAQ
[\(http://learn.kegerator.com/kegerator-faqs/\)](http://learn.kegerator.com/kegerator-faqs/)

Kegerator Comparison Chart
[\(http://learn.kegerator.com/keg-sizes/\)](http://learn.kegerator.com/keg-sizes/)

Step by Step Assembly Guide
[\(http://learn.kegerator.com/assembly-guide/\)](http://learn.kegerator.com/assembly-guide/)

Kegerator Parts List & Definitions
[\(http://learn.kegerator.com/parts-guide/\)](http://learn.kegerator.com/parts-guide/)



How To Choose a Kegerator



How to Make a Smeg Kegerator

Related Products



EdgeStar Stainless Steel Full Size Dual Tap Kegerator with Digital Display
<http://www.kegerator.com/edgestar-full-size-dual-tap-kegerator-digital-display-stainless-steel/KC3000SSTWIN.html>

\$799.00

Add to Cart



EdgeStar Full Size Built-In Stainless Steel Kegerator
<http://www.kegerator.com/edgestar-full-size-built-in-kegerator/KC7000SS.html>

\$1,299.00

Add to Cart



EdgeStar Ultra Low Temp Full Size Stainless Steel Dual Tap Kegerator
<http://www.kegerator.com/kc2000sstwin-edgestar-dual-tap-kegerator/KC2000SSTWIN.html>

\$589.00

Add to Cart