



# Whitehaven®

## Under-Mount Apron-Front Kitchen Sink

### K-6486

#### Features

- 30-inch minimum base cabinet width.
- Single bowl.
- 9-inch depth.
- Short 6-11/16-inch apron allows sink to be used in new or existing standard cabinetry.
- Self-Trimming apron overlaps the cabinet face for easy installation.
- No faucet holes.
- Basin slopes 2 degrees toward drain to minimize water pooling.
- Offset drain increases workspace in the sink and storage space underneath.
- Includes cutout templates.

#### Material

- KOHLER® enameled cast iron.

#### Installation

- Under-mount apron-front.

#### Recommended Products/Accessories

K-9000 P-Trap  
K-6638 Sink Rack  
K-8801 Sink Strainer  
K-8799 Sink Strainer



#### Codes/Standards













ASME A112.19.1/CSA B45.2

#### KOHLER® Enameled Cast Iron Kitchen Sink Lifetime Limited Warranty

See website for detailed warranty information.

#### Available Colors/Finishes

*Color tiles intended for reference only.*

Color	Code	Description
	0	White
	FF	Sea Salt™
	96	Biscuit
	47	Almond
	FD	Cane Sugar™
	NY	Dune
	95	Ice™ Grey
	G9	Sandbar
	33	Mexican Sand™
	K4	Cashmere
	FT	Basalt
	58	Thunder™ Grey
	KA	Black 'n Tan
	FP	Caviar
	7	Black Black™
	GRL	Grey Lavender
	DGB	Indigo Blue
	PLM	Black Plum

1-800-4KOHLER (1-800-456-4537)

Kohler Co. reserves the right to make revisions without notice to product specifications.

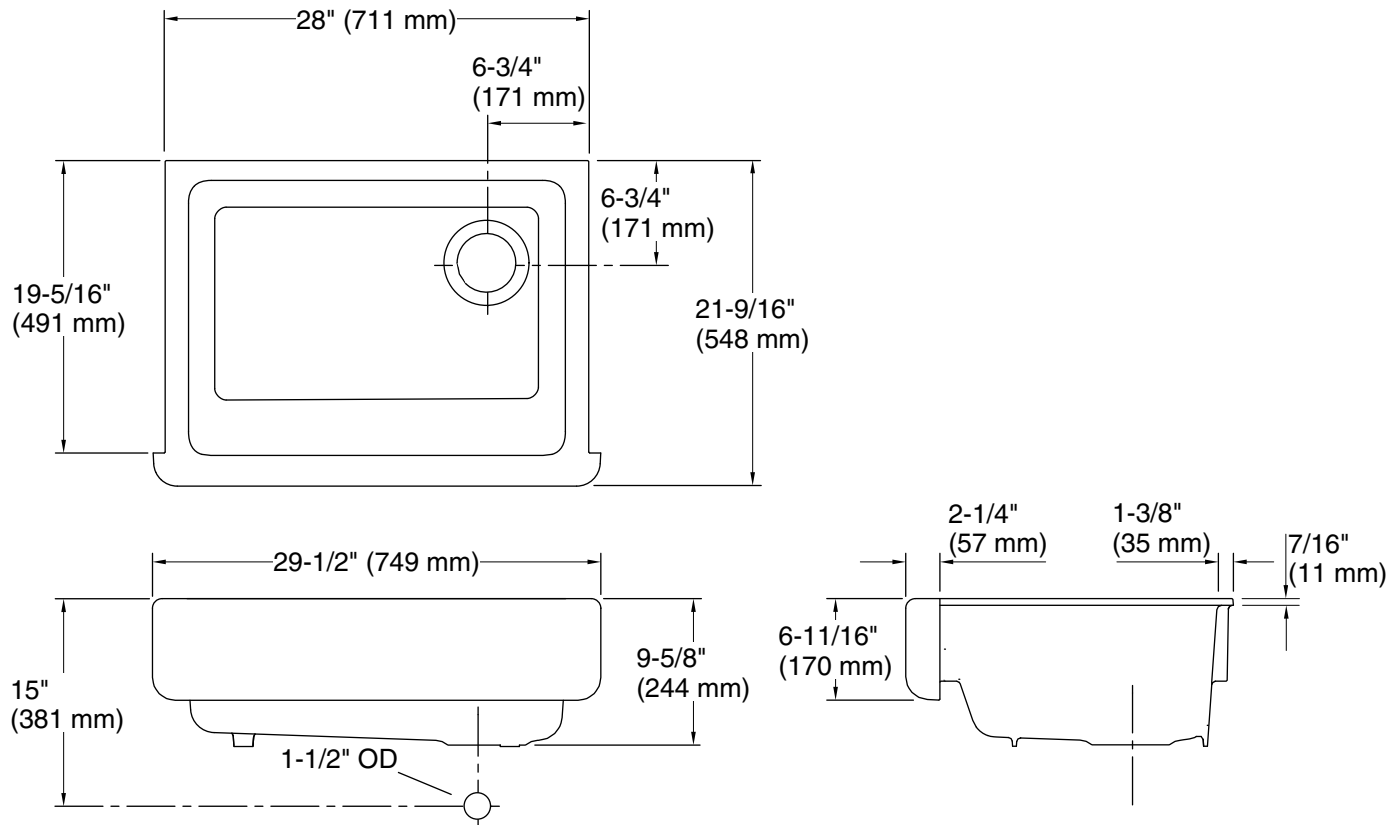
For the most current Specification Sheet, go to [www.kohler.com](http://www.kohler.com).

10-28-2019 06:05 - US/CA

THE BOLD LOOK  
OF **KOHLER**®

# KOHLER®

## Whitehaven® Under-Mount Apron-Front Kitchen Sink K-6486



### Technical Information

All product dimensions are nominal.

Bowl configuration:	Single
Installation:	Under-mount
Min. base cabinet width:	30" (762 mm)
Bowl area (Only):	Length: 24-3/4" (629 mm) Width: 18-1/16" (459 mm) Bowl depth: 9" (229 mm)
Drain hole:	3-5/8" (92 mm)
Template:	1156909-7, required, included 1211543-7, required, included

### Notes

Install this product according to the installation instructions.

**NOTICE:** Countertop manufacturer or cutter must use the current product template available at [www.kohler.com](http://www.kohler.com), or by calling 1-800-4KOHLER. Kohler Co. is not responsible for cutout errors when the incorrect cutout template is used.

**IMPORTANT!** The distance from the top edge of the cabinet to the top of the cabinet door must be at least 6-7/8" (175 mm) to install this sink.