

24" Custom Panel Dishwasher

300 Series DLX – Custom Panel SHV863WD3N



BOSCH
Invented for life



SHV863WD3N
Custom Panel

The 3rd rack provides the perfect space for silverware and large utensils while its V shape leaves room below for taller items.

Features & Benefits

44 dBA: dishwasher runs quietly so your kitchen conversations aren't interrupted.

With PrecisionWash™, intelligent sensors and precision spray arms target every item of every load, so dishes come out sparkling clean every time.

The AquaStop® leak protection system contains leaks through a precisely engineered system. If a leak occurs, the system contains it by shutting down operation and pumping out water. So you have the ultimate peace of mind whether you are away or at home.

General Properties

Number of wash cycles	5
Number of options	5
dBA	44
Third rack	Standard 3rd Rack
Rack adjustability	Rackmatic®
Tub material	Stainless Steel
Control type	Buttons
Concealed water heating element	Yes
Leak protection system	24/7 AquaStop®
Water softener	No
Five-level wash	Yes
ChildLock	No
Special features	InfoLight®, Extra Dry Option

Efficiency

Water usage per cycle	3.5
Energy efficiency class	Tier 1
ENERGY STAR® qualified	Yes
Total annual energy consumption (kWh)	269
Total annual water consumption (g)	623.5

Capacity

Number of place settings	16
--------------------------	----

Technical Details

Watts (W)	1440 W
Current (A)	12 Amps
Volts (V)	120 V
Frequency (Hz)	60 Hz
Power cord length - Install length from corner of unit	67" 45"
Minimum water pressure (lb/sin)	14
Length outlet hose (in)	79"

Dimensions & Weight

Overall appliance dimensions (HxWxD) (in)	33 7/8" x 23 9/16" x 23 1/16"
Required cutout size (HxWxD) (in)	33 7/8" x 23 5/8" x 24"
Adjustable feet	Yes
Net weight (lbs)	88 lbs

Accessories—Optional

Junction Box	SMZPCJB1UC
Bosch Dishwasher Water Supply Hose	SMZSH002UC
Drain Hose Extension Kit	SGZ1010UC
Stainless Steel Straight Bosch Bar Handle	SMZ1007UC
Dishwasher Accessory Kit	SMZ5000
Anti-Tarnish Silverware Cassette	SMZ5002UC
Edge Protector	SMZEP001UC



Accessories: To purchase Bosch accessories, cleaners & parts please visit www.bosch-home.com/us/store or call 1-800-944-2904 (Mon to Fri 5 am to 6 pm PST, Sat 6 am to 3 pm PST).

Notes: All height, width and depth dimensions are shown in inches. BSH reserves the absolute and unrestricted right to change product materials and specifications, at any time, without notice. Consult the product's installation instructions for final dimensional data and other details prior to making cutout.

Warranties: Please see Use & Care manual or Bosch website for statement of limited warranty.

For more information on our entire line of products, go to www.bosch-home.com/us or call 1-800-944-2904

© BSH Home Appliances Corporation. All rights reserved. Bosch is a registered trademark of Robert Bosch GmbH.

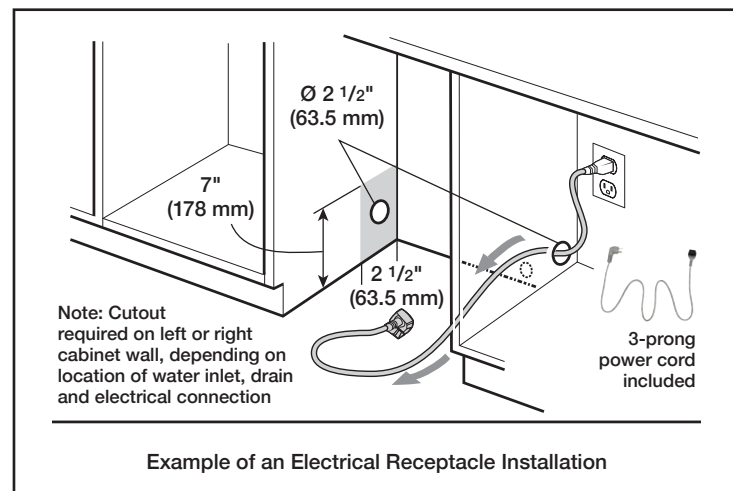
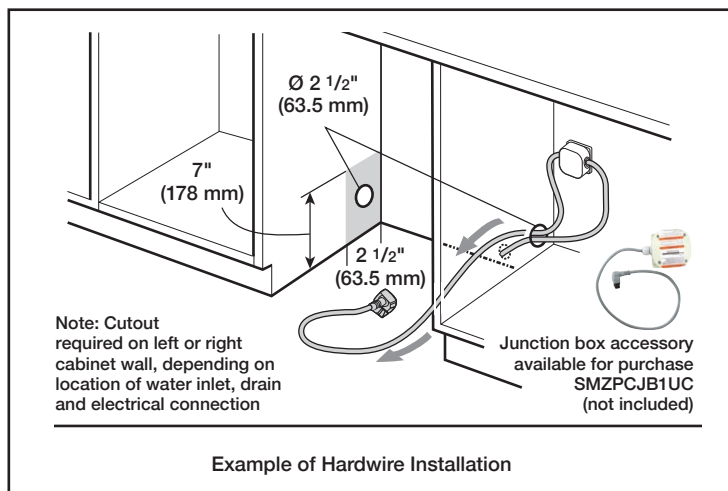
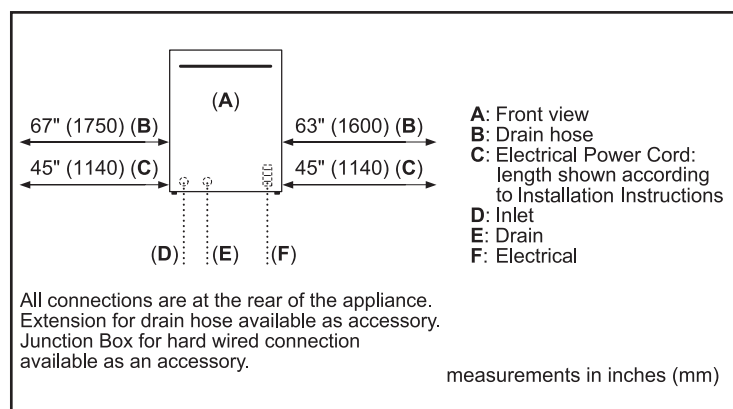
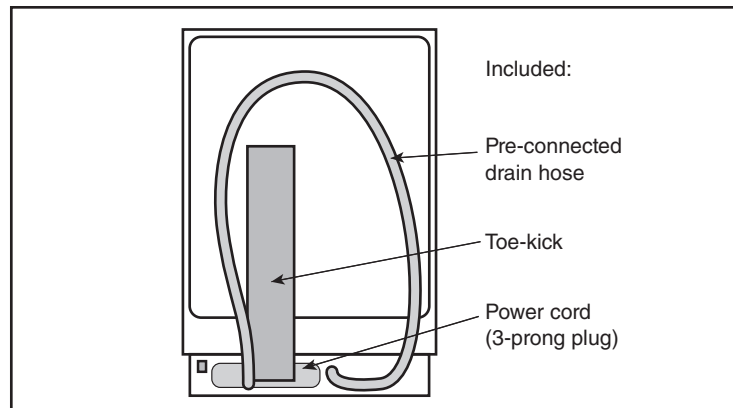
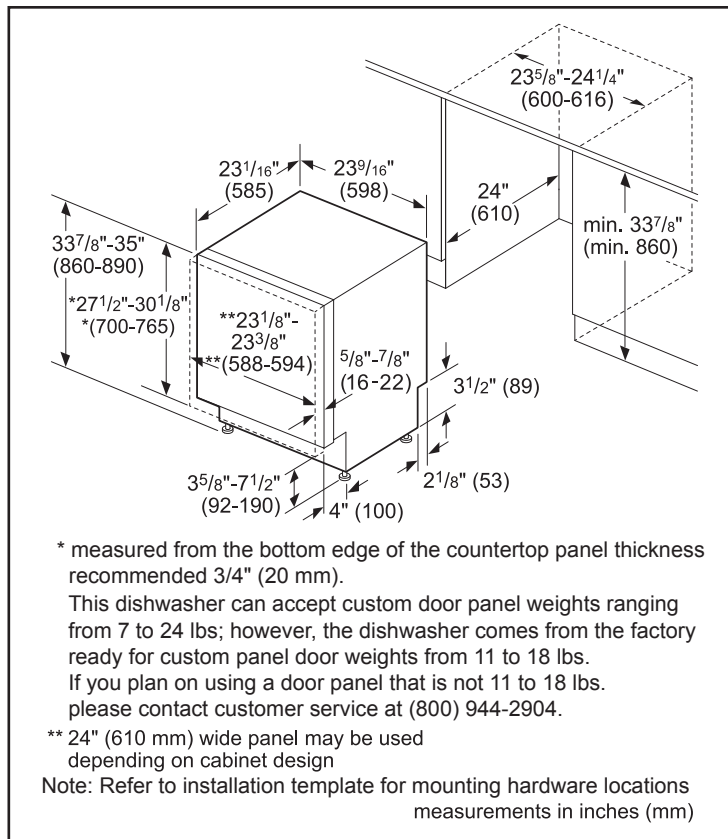
24" Custom Panel Dishwasher

300 Series DLX – Custom Panel SHV863WD3N



BOSCH
Invented for life

Installation Details



Accessories: To purchase Bosch accessories, cleaners & parts please visit www.bosch-home.com/us/store or call 1-800-944-2904 (Mon to Fri 5 am to 6 pm PST, Sat 6 am to 3 pm PST).

Notes: All height, width and depth dimensions are shown in inches. BSH reserves the absolute and unrestricted right to change product materials and specifications, at any time, without notice. Consult the product's installation instructions for final dimensional data and other details prior to making cutout.

Warranties: Please see Use & Care manual or Bosch website for statement of limited warranty.

For more information on our entire line of products, go to www.bosch-home.com/us or call 1-800-944-2904

© BSH Home Appliances Corporation. All rights reserved. Bosch is a registered trademark of Robert Bosch GmbH.

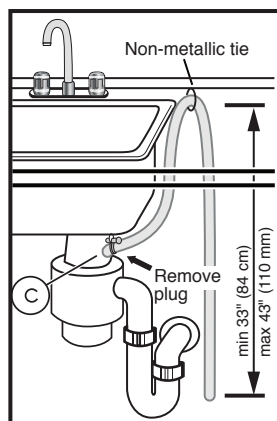
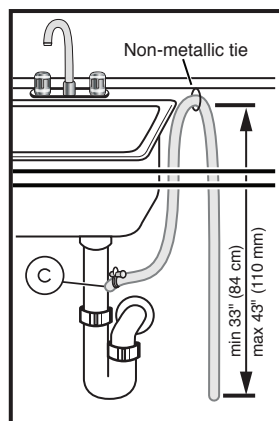
24" Custom Panel Dishwasher

300 Series DLX – Custom Panel SHV863WD3N



BOSCH
Invented for life

Installation Details



Note: Plumbing installations will vary - refer to local codes. Drain hose included is 79" (201 cm) and can be extended to a maximum of 155 3/4" (396 cm).

Always use the approved drain hose extension kit (SGZ1010UC).

Ensure a portion of the drain hose is raised between min. 33" (84 cm) and max. 43" (110 cm) above the cabinet floor.

Accessories: To purchase Bosch accessories, cleaners & parts please visit www.bosch-home.com/us/store or call 1-800-944-2904 (Mon to Fri 5 am to 6 pm PST, Sat 6 am to 3 pm PST).

Notes: All height, width and depth dimensions are shown in inches. BSH reserves the absolute and unrestricted right to change product materials and specifications, at any time, without notice. Consult the product's installation instructions for final dimensional data and other details prior to making cutout.

Warranties: Please see Use & Care manual or Bosch website for statement of limited warranty.

For more information on our entire line of products, go to www.bosch-home.com/us or call 1-800-944-2904

© BSH Home Appliances Corporation. All rights reserved. Bosch is a registered trademark of Robert Bosch GmbH.

05/19