

1024WC • 24" Wine Captain® Model • 1000 Series

FEATURES & BENEFITS



STAINLESS
FRAME

PERFORMANCE

- Volume of 5.2 cu ft holds up to 48 wine bottles (750 ml)
- Mechanical Dial Control is conveniently located on the grille
- Temperature range: 40°F - 60°F
- Mechanical passive cooling system
- Relative humidity inside the unit is approx. 50%
- Rubber mounted compressor virtually eliminates vibration

INTERIOR/EXTERIOR

- White interior is illuminated with recessed incandescent lighting that automatically turns off when the door is closed
- Three-quarter extension zinc coated wine racks allow for easy access
- Wine racks accommodate a variety of bottle shapes and sizes, while the fourth and fifth racks allow for larger diameter wine and champagne bottles
- LowE coated, argon gas filled thermopane glass door provides protection from harmful UV light
- Standard commercial stainless steel handle is interchangeable with professional handle accessory
- Door swing is field reversible

INTEGRATION

- Unit is designed to be built-in or can be freestanding with the freestanding accessory kit
- Solid natural beech wood fronts on wine racks can easily be stained to match surrounding cabinetry
- Four independently adjustable leveling legs provide a precise undercounter fit

MODEL DETAILS

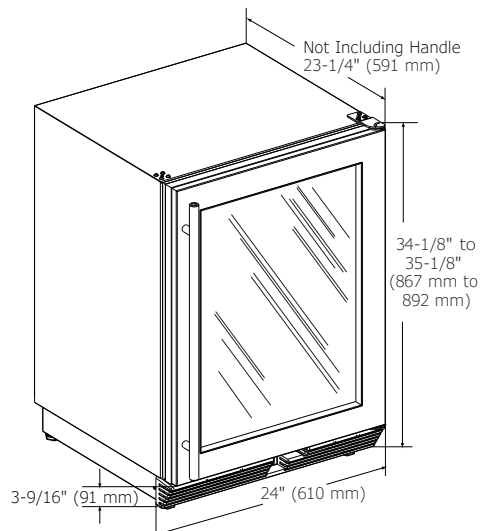
Model	Voltage/Hz	Door Swing	Finish	Shipping Weight
U-1024WCS-00A	115 / 60	Field Reversible	Stainless Frame	133 lbs

ACCESSORIES

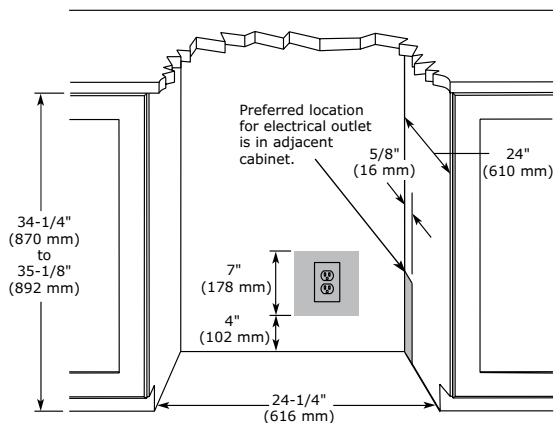
Model	Description	Finish	Shipping Weight
23074	Professional Door Handle, 1 1/4" Diameter	Stainless	2 lbs
23073	Commercial Door Handle, 7/8" Diameter	Stainless	2 lbs
U-FSK-B	Freestanding Kit	Black	3 lbs

1000 Series • 24" Wine Captain® Model • 1024WC

DIMENSIONS



CABINET CUT-OUT



INSTALLATION NOTES

When installing adjacent to wall, ensure 2 1/2" clearance on hinged side for 90° door opening, allowing ample room for door handle.

Cutout includes the additional 1/4" width overall to ensure proper installation.

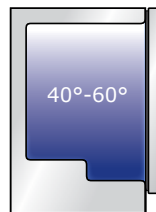
No additional clearance around sides, top or rear of unit is needed for ventilation.

Do not obstruct front grille air flow.

SPECIFICATIONS

Model	1024WC
Amps: Running	2.4
Capacity: Volume (cu ft)	5.2
Capacity: Wine Bottle (750 ml)	48
Control Type	Mechanical Dial
Dimensions: Product Depth	23 1/4" / 591 mm
Dimensions: Product Height	34 1/8" / 867 mm
Dimensions: Product Width	24" / 610 mm
Energy Consumption: Avg. Per Year	250 kWh
ENERGY STAR	na
Product Weight: Max	123 lbs
Refrigerant Type	R134a
Sabbath (Star K Certified)	No
Temperature Range	40°F - 60°F

COOLING SYSTEM



ELECTRICAL REQUIREMENTS

This unit requires a grounded a polarized 115 VAC, 60 Hz, 15 A power supply (normal household current).



Residential